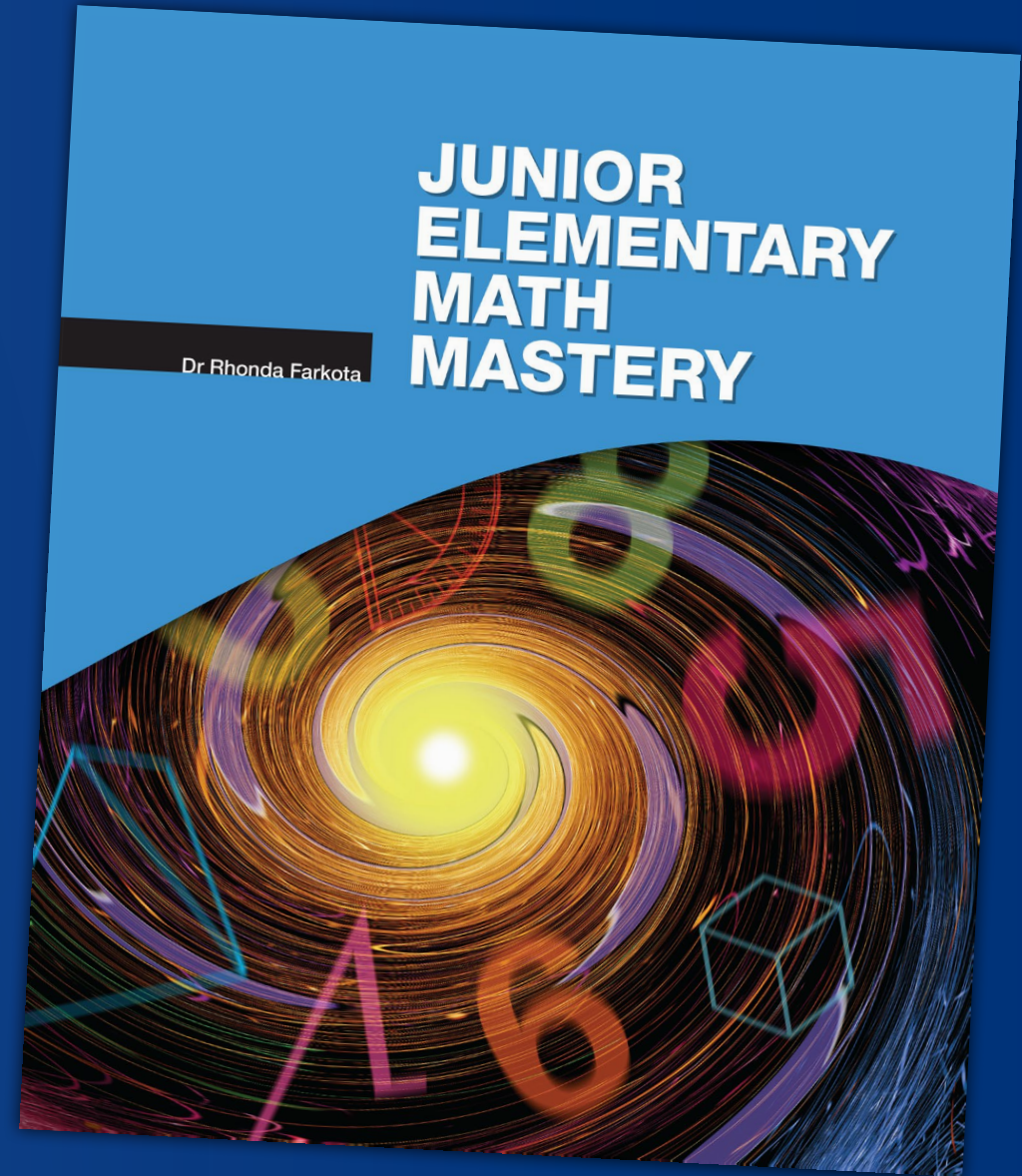


Electronic Reference Stimuli (ERS)

Lessons 1–5

To close Full Screen mode,
press Ctrl+L (PC) or Cmd+L (Mac) or Esc.

To open Full Screen mode,
press Ctrl+L (PC) or Cmd+L (Mac).





LETTER TO STUDENT

Dear Student

This is your myJEMMdata workbook. Over the course of the JEMM program it will show how well your abilities in mathematics are developing. It is allocated to you, and you alone, so please fill in your details on the back cover.

Here's an explanation of the myJEMMdata components.

Workbook components

Daily Data: Daily, you record and summarise your own data. For incorrect responses, classified as Bugs, you shade the BugKey in the corresponding row on the BugBoard. This allows you and your teacher to monitor your progress.

For example, see myJEMMdata pages 2–9.

Visual representation: This provides you with base knowledge and daily practice in reading and interpreting data to prepare you for the Round task.

For example, see myJEMMdata pages 2–9.

Round task: JEMM is structured into 16 rounds each consisting of 5 lessons. At the end of each round you read, interpret and complete tables and graphs building on the Visual representation knowledge you have acquired.

For example, see myJEMMdata pages 10–11.

Self-evaluation: After each group of 20 lessons you self-evaluate and reflect on your growth in knowledge, understanding and achievement.

For example, see myJEMMdata pages 12–13.

JEMMathon: To demonstrate your BugFree status you do a JEMMathon, which consists of questions you have already done. This will help assess how well you have consolidated your knowledge.

For example, see myJEMMdata pages 14–15.

JEMMathon to BugFree: You convert your scores to percentages to determine your BugFree status. This helps you to concentrate on personal growth rather than comparing yourself with other students.

For example, see myJEMMdata pages 58–61.

Challenge: This is designed to stimulate your thinking processes. It requires you to reflect on what you have learned.

See myJEMMdata pages 62–65.

Club BugFree Award: This is awarded when you score all correct responses over a number of consecutive lessons (to be decided by your teacher).

See myJEMMdata pages 67–69.

Other Awards: Accurate marking; Neat workbook.

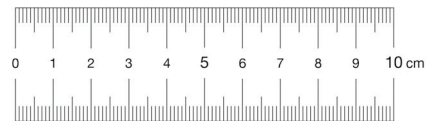
See myJEMMdata pages 71–77.

Your myJEMMdata workbook is an important academic journal that records your progress in mathematics. I hope you will enjoy using it, and take pride in keeping it accurate and true. You never know, you might like to share it with family and friends or perhaps even me.

Best Wishes
Dr Rhonda Farkota

WORKSPACE

Date	
Round 1	
Lesson 1	Question 1 Whole number addition
Lesson 2	Question 2 Whole number subtraction
Lesson 3	Question 3 Number facts
Lesson 4	Question 4 Place value
Lesson 5	Question 5 Number patterns
My score	
Out of	

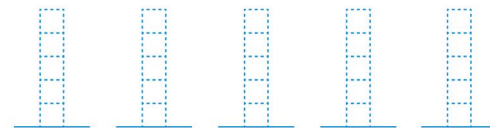


For each Lesson the whole of my data is represented in a bar made of 5 squares. From the baseline, I summarise my data by shading the number of squares equal to my score.

DAILY DATA

					BugBoard					
Lesson 1	Lesson 2	Lesson 3	Lesson 4	Lesson 5	1	2	3	4	5	
1										1
2										2
3										3
4										4
5										5
5	5	5	5	5						

Visual representation



After recording and summarising my data for these 5 lessons, I go to **page 10** and complete my Task for this Round.

Contents

Lesson 1	5
Lesson 2	11
Lesson 3	17
Lesson 4	23
Lesson 5	29

Lesson 1

Lesson 1

Question 1

1	2	3	4	5	6	7	8	9	10	11	12
---	---	---	---	---	---	---	---	---	----	----	----

Lesson 1

Question 2

1	2	3	4	5	6	7	8	9	10	11	12
---	---	---	---	---	---	---	---	---	----	----	----

Lesson 1

Question 3

$$4 + 1 = 5$$

$$1 + 4 = 5$$



TURNAROUNDS

Lesson 1

Question 4

10

Lesson 1

Question 5

A	B	C	D	E	
					F
					G

Lesson 2

Lesson 2

Question 1

1	2	3	4	5	6	7	8	9	10	11	12
---	---	---	---	---	---	---	---	---	----	----	----

Lesson 2

Question 2

1	2	3	4	5	6	7	8	9	10	11	12
---	---	---	---	---	---	---	---	---	----	----	----

Lesson 2

Question 3

$$3 + 1 = 4$$

$$1 + 3 = 4$$



TURNAROUNDS

Lesson 2

Question 4

10

Lesson 2

Question 5

A	B	C	D	E	
					F
					G

Lesson 3

Lesson 3

Question 1

1	2	3	4	5	6	7	8	9	10	11	12
---	---	---	---	---	---	---	---	---	----	----	----

Lesson 3

Question 2

1	2	3	4	5	6	7	8	9	10	11	12
---	---	---	---	---	---	---	---	---	----	----	----

Lesson 3

Question 3

$$6 + 1 = 7$$

$$? + 6 = 7$$



TURNAROUNDS

Lesson 3

Question 4

6

Lesson 3

Question 5

A	B	C	D	E	
					F
					G

Lesson 4

Lesson 4

Question 1

1	2	3	4	5	6	7	8	9	10	11	12
---	---	---	---	---	---	---	---	---	----	----	----

Lesson 4

Question 2

1	2	3	4	5	6	7	8	9	10	11	12
---	---	---	---	---	---	---	---	---	----	----	----

Lesson 4

Question 3

$$9 + 1 = 10$$

$$? + 9 = 10$$



TURNAROUNDS

Lesson 4

Question 4

9

Lesson 4

Question 5

A	B	C	D	E	
					F
					G

Lesson 5

Lesson 5

Question 1

1	2	3	4	5	6	7	8	9	10	11	12
---	---	---	---	---	---	---	---	---	----	----	----

Lesson 5

Question 2

1	2	3	4	5	6	7	8	9	10	11	12
---	---	---	---	---	---	---	---	---	----	----	----

Lesson 5

Question 3

$$10 + 1 = 11$$

$$? + 10 = 11$$



TURNAROUNDS

Lesson 5

Question 4

12

Lesson 5

Question 5

A	B	C	D	E	
					F
					G

*Before the next lesson
students should complete the
Round Task.*