


Student Workbook

Electronic Reference Stimuli

To close Full Screen mode,
press Ctrl+L (PC) or Cmd+L (Mac) or Esc.

To open Full Screen mode,
press Ctrl+L (PC) or Cmd+L (Mac).



CONTENTS

Letter to Student	3
Daily Data	4
Round 1–3 Tasks	5
Round 5–7 Tasks	6
Round 9–11 Tasks	7
Round 13–15 Tasks	8
Round 17–19 Tasks	9
Round 21–23 Tasks	10
Self-evaluation	11
JEMM+athon 1	12
JEMM+athon to BugFree	13
Conversion: my Marathon score to BugFree level – Marathons 1 to 10	14



LETTER TO STUDENT

Dear Student

This is your myJEMM+data workbook. Over the course of the JEMM+ program it will show how well your abilities in mathematics are developing. It is allocated to you, and you alone, so please fill in your details on the back cover.

Here's an explanation of the myJEMM+data components.

Workbook components

Daily Data: Daily, you record and summarise your own data. For incorrect responses, classified as Bugs, you shade the BugKey in the corresponding row on the BugBoard. This allows you and your teacher to monitor your progress.

For example, see myJEMM+data pages 2–9.

Visual representation: This provides you with base knowledge and daily practice in reading and interpreting data to prepare you for the Round task.

For example, see myJEMM+data pages 2–9.

Round task: JEMM+ is structured into 24 rounds each consisting of 5 lessons. At the end of each round you read, interpret and complete tables and graphs building on the Visual representation knowledge you have acquired.

For example, see myJEMM+data pages 24–25.

Self-evaluation: After each group of 20 lessons you self-evaluate and reflect on your growth in knowledge, understanding and achievement.

For example, see myJEMM+data pages 12–13.

JEMM+athon: To demonstrate your BugFree status you do a JEMM+athon, which consists of questions you have already done. This will help assess how well you have consolidated your knowledge.

For example, see myJEMM+data pages 14–15.

JEMM+athon to BugFree: You convert your scores to percentages to determine your BugFree status. This helps you to concentrate on personal growth rather than comparing yourself with other students.

For example, see myJEMM+data pages 44–47.

Challenge: This is designed to stimulate your thinking processes. It requires you to reflect on what you have learned.

See myJEMM+data pages 94–97.

Club BugFree Award: This is awarded when you score all correct responses over a number of consecutive lessons (to be decided by your teacher).

See myJEMM+data pages 99–103.

Other Awards: Accurate marking; Neat workbook.

See myJEMM+data pages 105–111.

Your myJEMM+data workbook is an important academic journal that records your progress in mathematics. I hope you will enjoy using it, and take pride in keeping it accurate and true. You never know, you might like to share it with family and friends or perhaps even me.

Best Wishes

Dr Rhonda Farkota

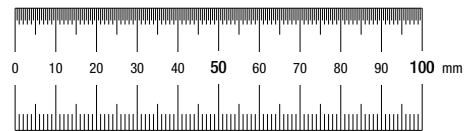


Daily Data

WORKSPACE

Lesson 1	
Lesson 2	
Lesson 3	
Lesson 4	
Lesson 5	

Date
Round 1
Question 1
Question 2
Question 3
Question 4
Question 5
Question 6
Question 7
Question 8
Question 9
Question 10
Question 11
Question 12
Question 13
Question 14
Question 15
My score
Out of

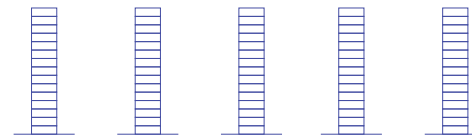


For each Lesson the whole of my data is represented in a bar made of 15 rectangles. From the baseline, I summarise my data by shading the number of rectangles equal to my score.

DAILY DATA

Lesson 1	Lesson 2	Lesson 3	Lesson 4	Lesson 5	BugBoard					
					1	2	3	4	5	
										1
										2
										3
										4
										5
										6
										7
										8
										9
										10
										11
										12
										13
										14
										15
15	15	15	15	15						

Visual representation



After recording and summarising my data for these 5 lessons, I go to page 10 and complete my Task for this Round.

Round 1–3 Tasks

TALLY AND FREQUENCY TABLE

Lesson 1: Our scores		
Score	Tally	Frequency
0		
1–2		
3–4		
5–6		
7–8		
9–10		
11–12		
13–14		4
15		
TOTAL		

RECORD TABLE

Round	1					2					3				
Lesson	1	2	3	4	5	6	7	8	9	10	11	12	13	14	15
My score															
TOTAL															

TALLY AND FREQUENCY TABLE

Lessons 1–15: My scores		
Score	Tally	Frequency
0		
1–2		
3–4		
5–6		
7–8		
9–10		
11–12		
13–14		
15		
TOTAL		

ROUND 3 TASK Extra writing space

STEP 5


STEP 6

Round 5–7 Tasks

RECORD TABLE

Round	5					6					7				
Lesson	21	22	23	24	25	26	27	28	29	30	31	32	33	34	35
My score															
TOTAL															

GRAPH



TALLY AND FREQUENCY TABLE

Lessons 21–35: My scores		
Score	Tally	Frequency
0		
1–2		
3–4		
5–6		
7–8		
9–10		
11–12		
13–14		
15		
TOTAL		

ROUND 7 TASK Extra writing space

STEP 6

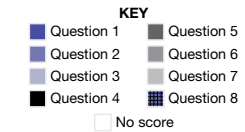
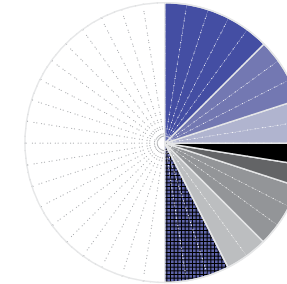
Round 9–11 Tasks

RECORD TABLE

How Sam scored points Round 9: Questions 1–8					
Round	9				
Lesson	41	42	43	44	45
Question 1 Counting	✓	✓	✓	✓	✓
Question 2 Addition		✓	✓		✓
Question 3 Subtraction	✓	✓			
Question 4 Multiplication				✓	
Question 5 Division			✓		
Question 6 Number patterns	✓	✓			✓
Question 7 Fractions				✓	✓
Question 8 Decimals		✓	✓	✓	

GRAPH

How Sam scored points Round 9: Questions 1–8


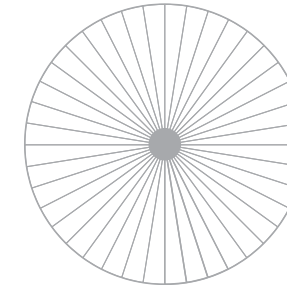


RECORD TABLE

How I scored points Rounds 10 and 11: Questions 1–8												
Round	10						11					
Lesson	46	47	48	49	50	51	52	53	54	55		
Question 1 Counting												
Question 2 Addition												
Question 3 Subtraction												
Question 4 Multiplication												
Question 5 Division												
Question 6 Number patterns												
Question 7 Fractions												
Question 8 Decimals												

GRAPH

How I scored points Round 11: Questions 1–8



Round 13–15 Tasks

TALLY AND FREQUENCY TABLE

Lesson 61: Our scores		
Score	Tally	Frequency
0		0
1–2		
3–4		
5–6		4
7–8		
9–10		2
11–12		1
13–14		3
15		6
TOTAL		

RECORD TABLE

Round	13					14					15				
Lesson	61	62	63	64	65	66	67	68	69	70	71	72	73	74	75
My score															
TOTAL															

TALLY AND FREQUENCY TABLE

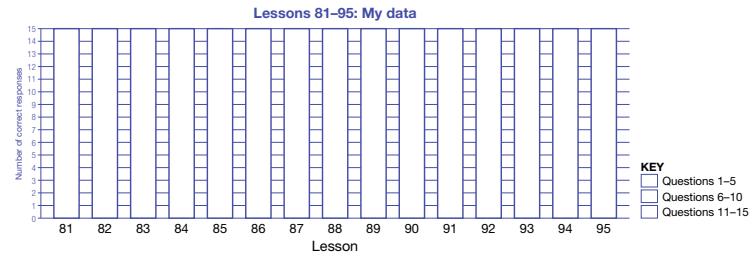
Lessons 61–75: My scores		
Score	Tally	Frequency
0		
1–2		
3–4		
5–6		
7–8		
9–10		
11–12		
13–14		
15		
TOTAL		

Round 17–19 Tasks

RECORD TABLE

Round	17					18					19				
Lesson	81	82	83	84	85	86	87	88	89	90	91	92	93	94	95
Number of correct responses															
Questions 1–5															
Questions 6–10															
Questions 11–15															
My score															
TOTAL															

GRAPH



TALLY AND FREQUENCY TABLE

Lessons 81–95: My scores		
Score	Tally	Frequency
0		
1–2		
3–4		
5–6		
7–8		
9–10		
11–12		
13–14		
15		
TOTAL		

ROUND 19 TASK Extra writing space

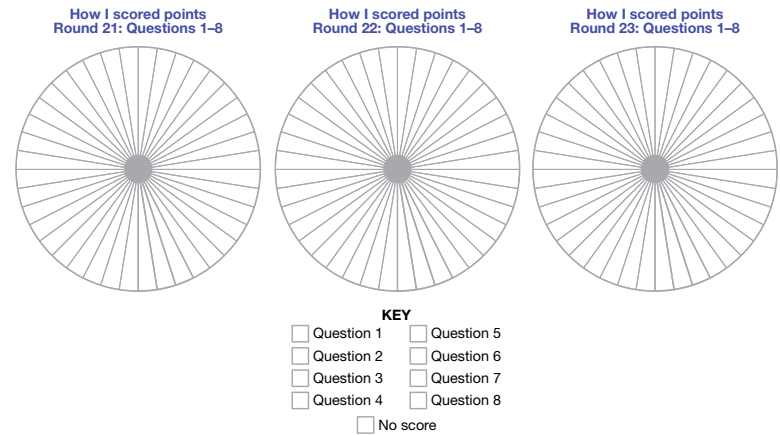
STEP 8

Round 21–23 Tasks

RECORD TABLE

How I scored points Round 21, 22 and 23: Questions 1–8															
Round	21					22					23				
Lesson	101	102	103	104	105	106	107	108	109	110	111	112	113	114	115
Question 1 Counting															
Question 2 Addition															
Question 3 Subtraction															
Question 4 Multiplication															
Question 5 Division															
Question 6 Number patterns															
Question 7 Fractions															
Question 8 Decimals															

GRAPH



Self-evaluation

I enter my data in the table on the facing page then complete the Self-evaluation below.

JEMM+ Student Self-evaluation

Lessons 1 to 20

Name _____ Date ____/____/____

In the last twenty lessons my scores are as follows:

	Score	Out of
1 Counting		20
2 Addition		20
3 Subtraction		20
4 Multiplication		20
5 Division		20
6 Number patterns		20
7 Fractions		20
8 Decimals		20
9 Measurement		20
10 Space		20
11 Data and chance		20
12 Money		20
13 Time		20
14 Visual perception		20
15 Problem solving		20

From these scores I make the following assessment of my progress:

- My JEMM+ strand of strength is _____
because _____
- The JEMM+ strand I most need to improve is _____
- I can improve my overall JEMM+ scores by _____
- The amount of effort I put into these lessons was _____
- At the moment JEMM+ is making me feel _____

My teacher's comment:

MY TOTAL SCORE

	Round 1	Round 2	Round 3	Round 4	My score	Out of
Question 1 Counting						20
Question 2 Addition						20
Question 3 Subtraction						20
Question 4 Multiplication						20
Question 5 Division						20
Question 6 Number patterns						20
Question 7 Fractions						20
Question 8 Decimals						20
Question 9 Measurement						20
Question 10 Space						20
Question 11 Data and chance						20
Question 12 Money						20
Question 13 Time						20
Question 14 Visual perception						20
Question 15 Problem solving						20

JEMM+athon 1

WORKSPACE

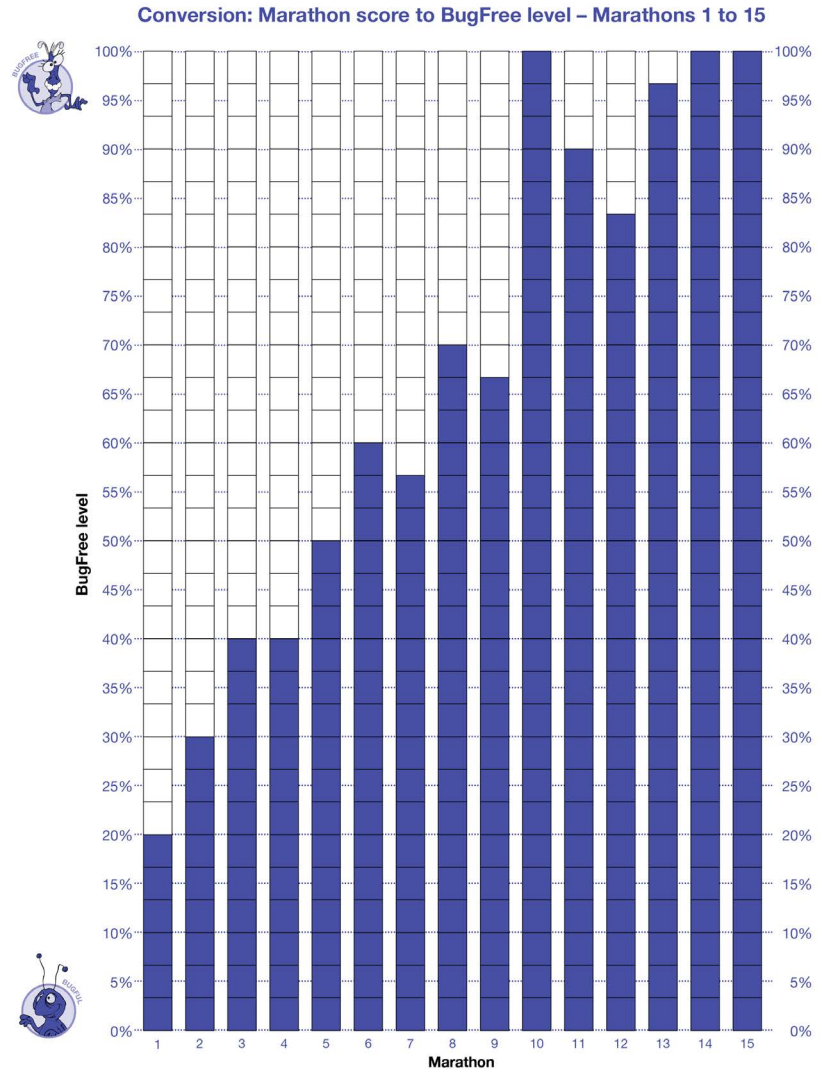
JEMM+athon

Date		
JEMM+athon 1	Marathon 1	Marathon 2
Question 1		
Question 2		
Question 3		
Question 4		
Question 5		
Question 6		
Question 7		
Question 8		
Question 9		
Question 10		
Question 11		
Question 12		
Question 13		
Question 14		
Question 15		
My score		
Out of	30	30

Date			
JEMM+athon 1	Marathon 3	Marathon 4	Marathon 5
Question 1			
Question 2			
Question 3			
Question 4			
Question 5			
Question 6			
Question 7			
Question 8			
Question 9			
Question 10			
Question 11			
Question 12			
Question 13			
Question 14			
Question 15			
My score			
Out of	30	30	30

After recording my data for this JEMM+athon, I go to **page 44** and complete my JEMM+athon 1 Task.

JEMM+athon to BugFree



Conversion: my Marathon score to BugFree level – Marathons 1 to 10

